

Exploring Student Success at San Diego State University - Imperial Valley

Donna Castañeda, Helina Hoyt, Francisco Peraza, Miguel Rahiotis, & Yareli Rivera

Data Champions Team

BACKGROUND

- SDSU-IV has existed in Imperial County for 60 years. It began as a teaching university and has expanded to meet the educational needs of the community.
- SDSU-IV has two admission pathways: 1) Upper-division transfer and 2) Imperial Valley University Partnership (IVUP).
- IVUP is a joint admission program between SDSU-IV and Imperial Valley Community College. Students are half time at SDSU-IV in their first two years and fulltime in their second two years. The IVUP offers a pathway to earning a bachelor's degree in 4 years or less
- SDSU-IV has 1 community college (Imperial Valley College) locally to feed into the transfer pathway.
- SDSU-IV plans to initiate a full 4-year undergraduate option to students beginning in Fall 2019.
- Upper Division Transfer and IVUP Majors include: Criminal Justice, English, History, Liberal Studies, Mathematics, Nursing RN to BSN, Psychology, Public Administration, Social Science, Spanish.
- The Data Champions project for the first time provides an opportunity to investigate student demographics, academic characteristics, and academic success at SDSU-IV.
- This Data Champions project aligns with the Graduation Initiative 2025 and the current SDSU-IV initiative to include new 4-year bachelor's degrees and transfer pathways.

RESEARCH QUESTIONS

- What are the demographics of the students served at SDSU-IV?
- What are the academic characteristics of the students served at SDSU-IV?
- What is the profile of the 2018 SDSU-IV graduating class?
 - What are 2018 graduation rates for SDSU-IV transfer students in comparison to the SDSU transfer students?
 - What are the graduation rates for SDSU-IV Imperial Valley University Partnership (IVUP) students?

RESEARCH METHODS

- Data specifically focused on the student population at SDSU-IV were used to investigate student demographic, academic, and graduation rate information. These data were supplied by the office of Analytical Studies and Institutional Research (ASIR) at SDSU.
- Assembled a multidisciplinary team to include the SDSU-IV Associate Dean, SDSU-IV Assistant Dean of Student Affairs, the SDSU-IV Transfer Coordinator, the SDSU-IV Retention Specialist & Data Analyst, and the SDSU-IV Nursing Program Coordinator

FINDINGS

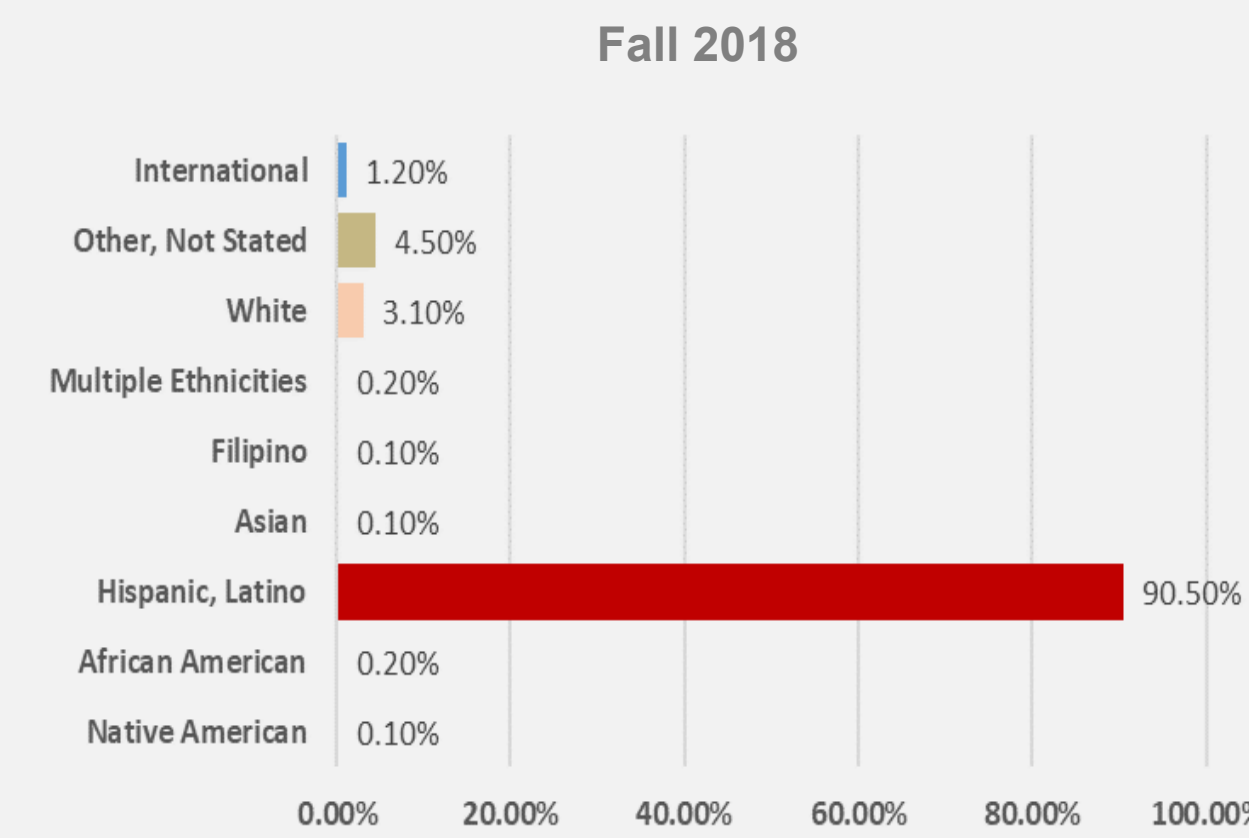
Fall 2018 SDSU-Imperial Valley Student Demographics

Enrollment by Gender

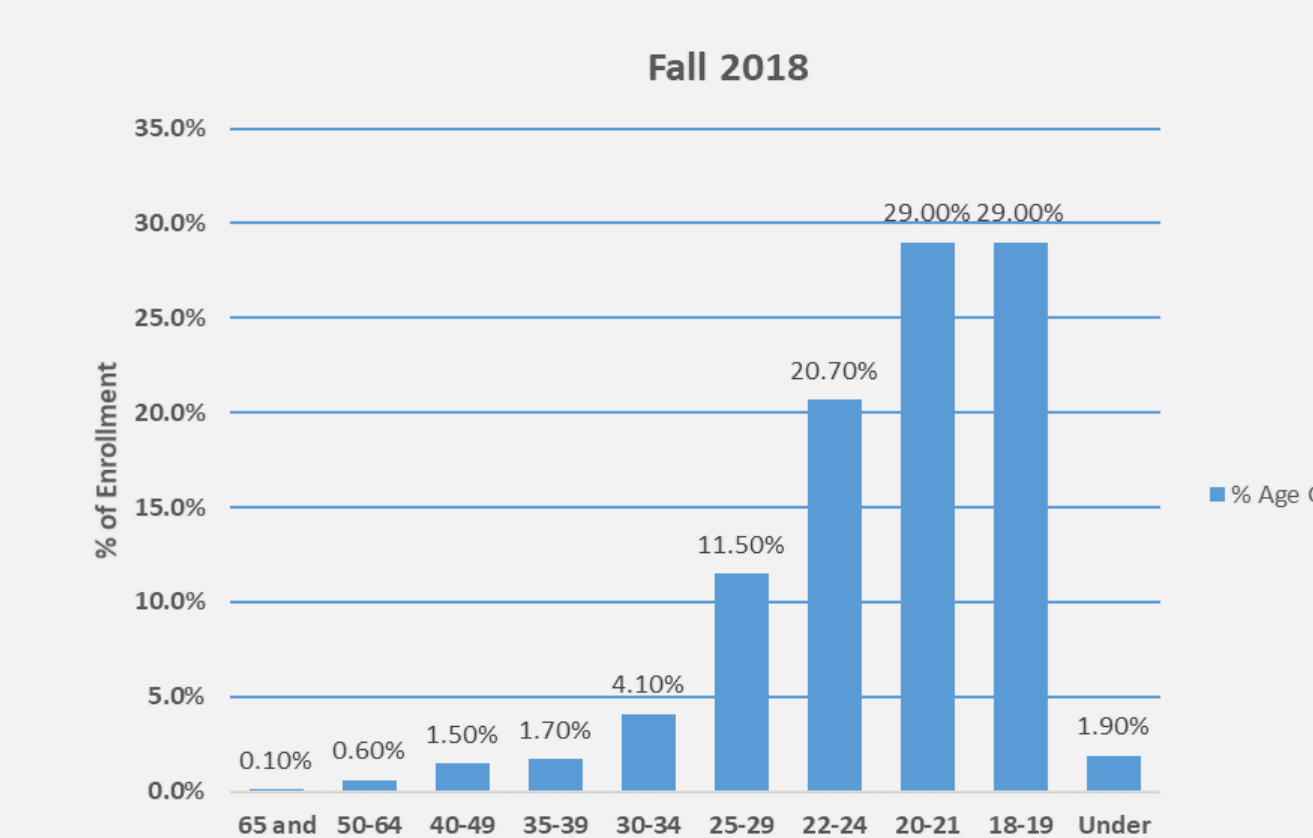


Total Enrolled: 1,020

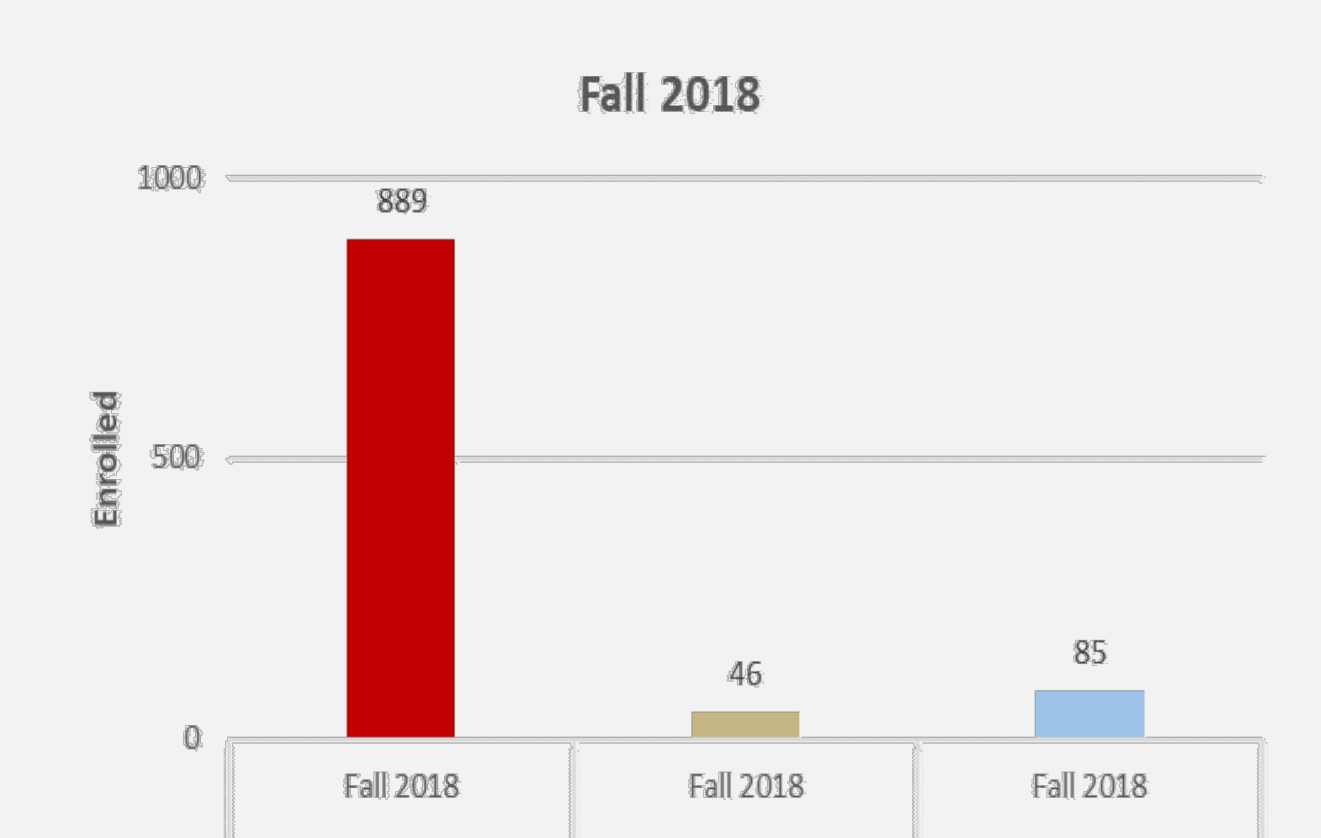
Enrollment by Ethnicity



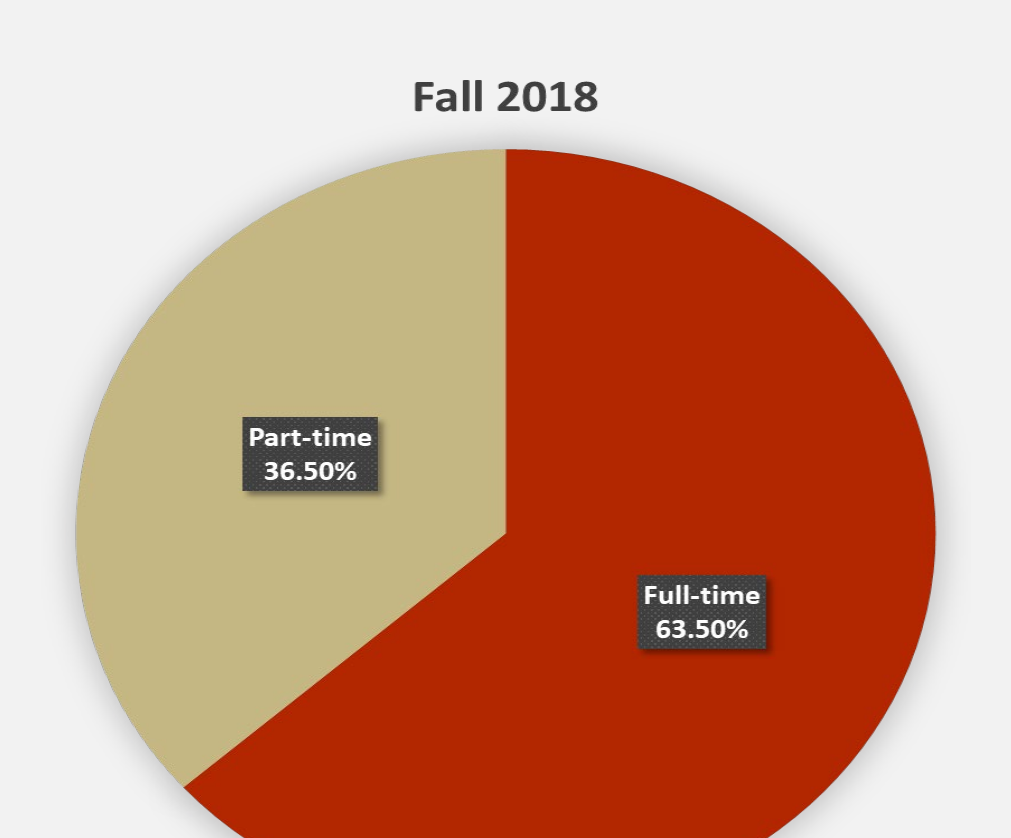
Enrollment by Age Group



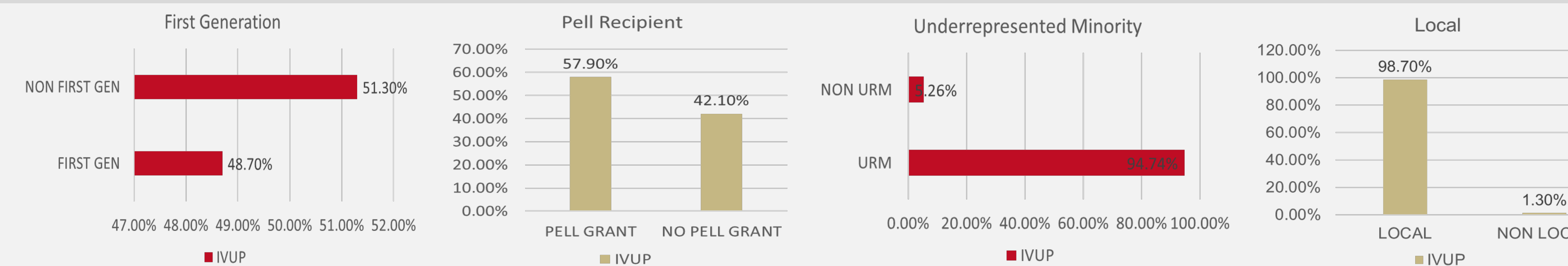
Enrollment by Degree Type



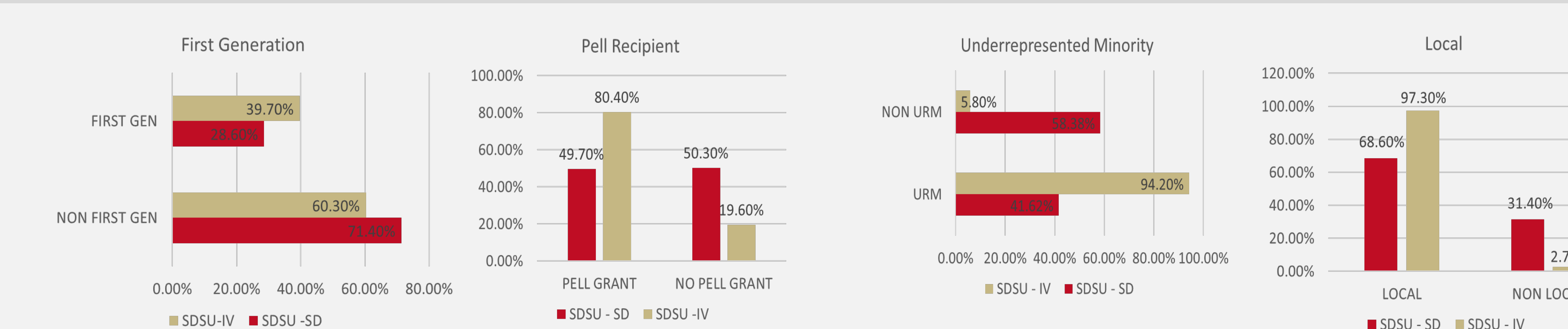
Full-time/Part-time Enrollment



2014 First Time Freshman Student Data for SDSU-IV



2016 New Transfer Student Data Comparison for SDSU-IV and SDSU-SD

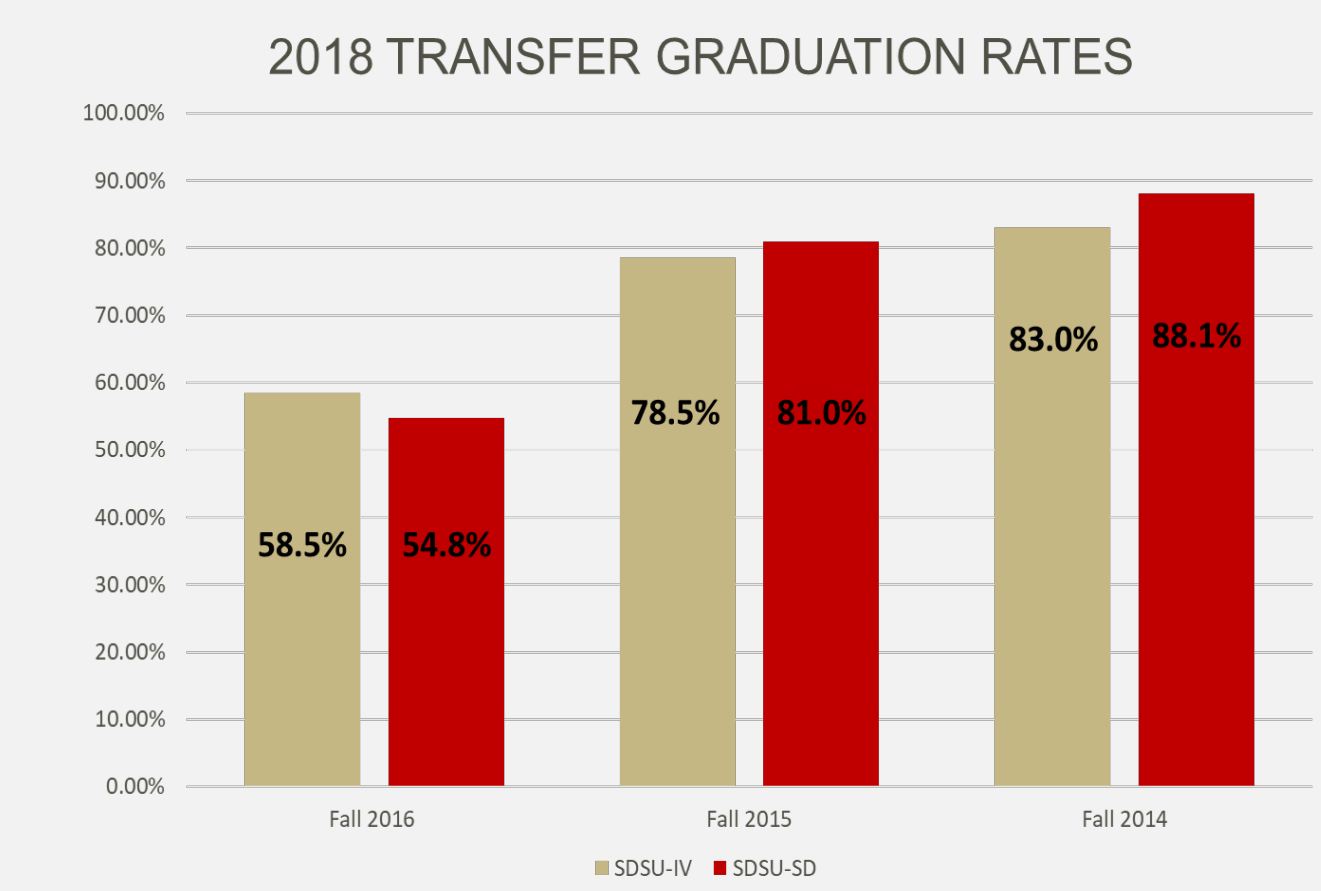


First-Time Freshman (FTF) & Upper Division Transfer (UDT) Entry Date 2014-2016

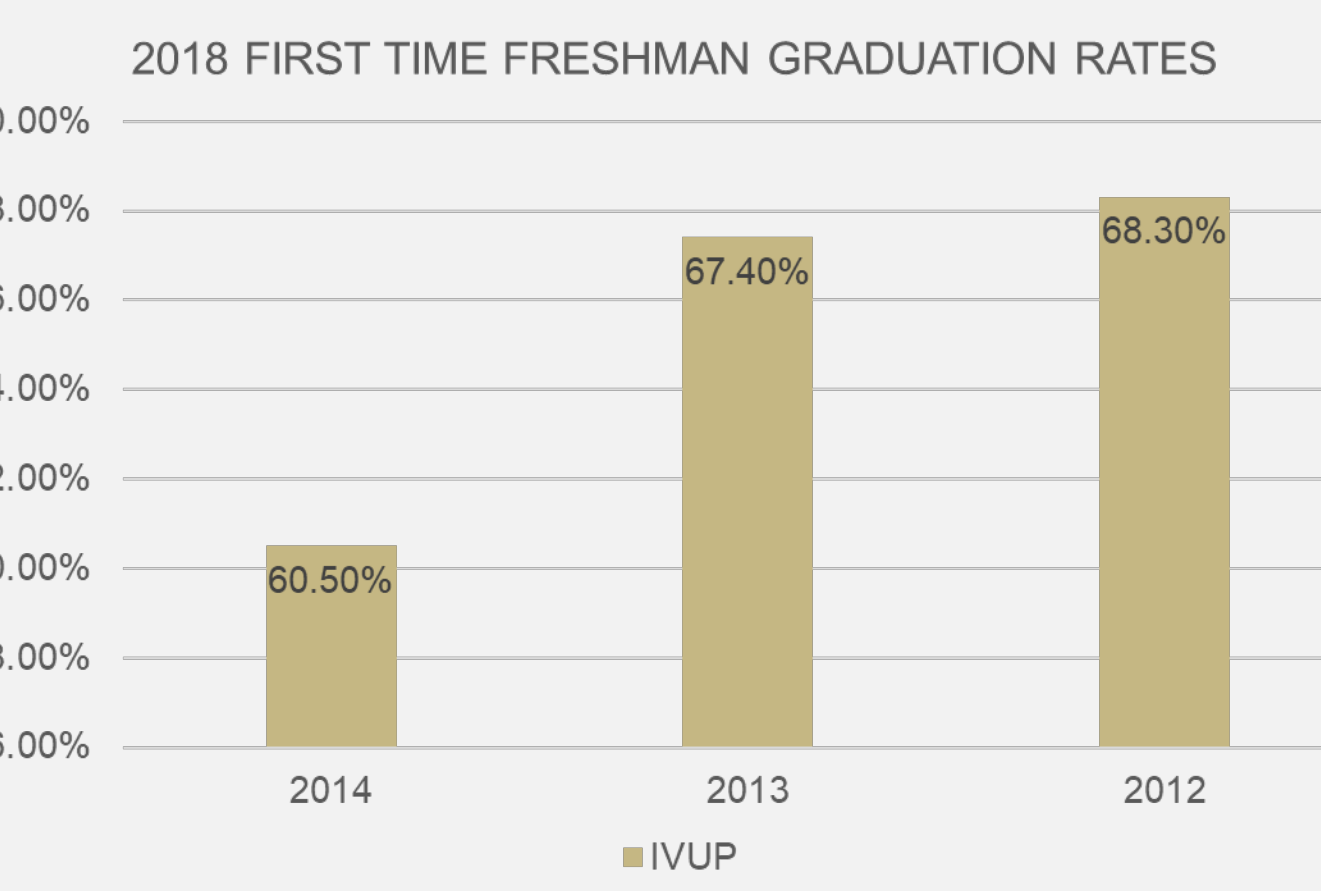
FTF Demographic Characteristics			UDT Demographic Characteristic				
	%	n		%	n		
Gender	Male	27.9%	165	Male	37.7%	473	
	Female	72.1%	64	Female	67.8%	231	
Ethnicity	Hispanic/Latino	95.6%	210	Hispanic/Latino	92.2%	652	
	Non-Hispanic/Latino	4.4%	10	Non-Hispanic/Latino	7.8%	55	
Service Area	Local	99.1%	227	Local	98.2%	694	
	Non-Local	0.2%	2	Non-Local	1.8%	13	
EOP Student		16.2%	37	EOP Student		23.2%	164
First Generation		45.0%	103	First Generation		43.4%	307
Underrepresented Minority		95.6%	219	Underrepresented Minority		92.9%	657
Pell Grant Recipient		64.6%	148	Pell Grant Recipient		80.2%	567
First Generation		45.0%	103	First Generation		37.7%	473
Average Age at Entry		17.97 yrs.		Average Age Entry		24.96 yrs.	
FTF Academic Characteristics			UDT Academic Characteristics				
Average Incoming GPA		3.42	Average Incoming GPA		3.00		
Average Number of Terms to Degree		7.83 terms	Average Number of Terms to Degree		4.32 terms		
Average Total Units Earned at Graduation		124.51 units	Average Total Units Earned at Graduation		127.7 units		
Average Total GPA at Graduation		3.35	Average Total GPA at Graduation		3.30		
Academic Probation Ever		9.2%	Academic Probation Ever		12.13%		

2018 Graduation Rates

Transfer Graduation Rates



IVUP Graduation Rates



CONCLUSIONS AND FUTURE DIRECTIONS

- The SDSU-IV student body is demographically different from the SDSU campus, with a much higher proportion of local and Hispanic students. The majority are Pell grant recipients and underrepresented minority students.
- The academic characteristics of the students at SDSU-IV are favorable and GPAs average at or above a 3.0 for both upper division transfer and first time freshman students.
- SDSU-IV 2018 transfer student and first-time freshman graduation rates are similar or somewhat higher than for SDSU.
- Despite being a 100% commuter campus with a primarily minority and underrepresented student population, academic outcomes are positive.
- This may be due to the quasi-cohort model within each major, many high impact student development activities each year (student conferences, research mentoring, clubs & organizations) that foster engagement and sense of community, and accessible advising available through the Student Affairs component on campus.

Future Directions:

- Investigate how students progress through their majors and determine if that progression differs by major.
- Explore predictors of academic success for both upper division transfer and first-time freshman students.
- Determine how high impact activities influence engagement, continuation, and graduation.

